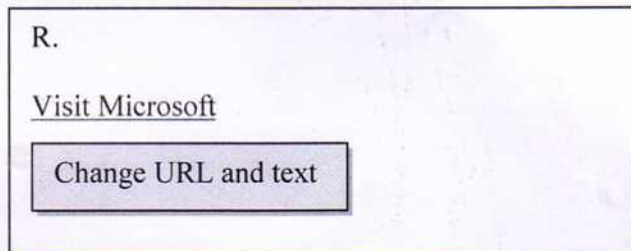


## Anchor Object

### Change URL and text of a hyperlink

```
<html>
<head>
<script type="text/javascript">
function myHref()
{
document.getElementById('myAnchor').innerText="Visit W3Schools"
document.getElementById('myAnchor').href="http://www.w3schools.com"
}
</script>
</head>
<body>
<a id="myAnchor" href="http://www.microsoft.com">Visit Microsoft</a>
<form>
<input type="button" onclick="myHref()" value="Change URL and text">
</form>
</body>
</html>
```



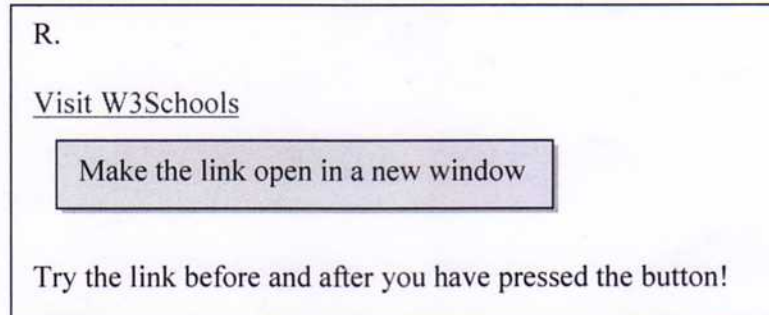
### Change the target attribute of a link

```
<html>
<head>
<script type="text/javascript">
function myTarget()
{
document.getElementById('myAnchor').target="_blank"
}
</script>
</head>
<body>
<a id="myAnchor" href="http://www.w3schools.com">Visit W3Schools</a>
<form>
```

```

<input type="button" onclick="myTarget()" value="Make the link open in a
new window!">
</form>
<p>Try the link before and after you have pressed the button!</p>
</body>
</html>

```




### Using focus() and blur()

```

<html>
<head>
<style type="text/css">
a:active {color:blue}
</style>
<script type="text/javascript">
function getfocus()
{
document.getElementById('w3s').focus()
}

function losefocus()
{
document.getElementById('w3s').blur()
}
</script>
</head>
<body>
<a id="w3s" href="http://www.w3schools.com">Visit W3Schools.com</a>
<form>
<input type="button" onclick="getfocus()" value="Get Focus">
<input type="button" onclick="losefocus()" value="Lose Focus">
</form>
</body>
</html>

```



## Anchors array

```
<html>
<body>

<script type="text/javascript">
function linkToAnchor(num)
{
var
win2=open("tryjs_anchor2.htm","secondLinkWindow","scrollbars=yes,width
=250,height=200")
win2.location.hash=num
}
</script>
<h3>Links and Anchors</h3>
<p>Click on a button to display that anchor in window 2!</p>
<form>
<input type="button" value="0" onClick="linkToAnchor(this.value)">
<input type="button" value="1" onClick="linkToAnchor(this.value)">
<input type="button" value="2" onClick="linkToAnchor(this.value)">
<input type="button" value="3" onClick="linkToAnchor(this.value)">
</form>
</body>
</html>
```

R.


### **Links and Anchors**

Click on a button to display that anchor in window 2!

## Button Object

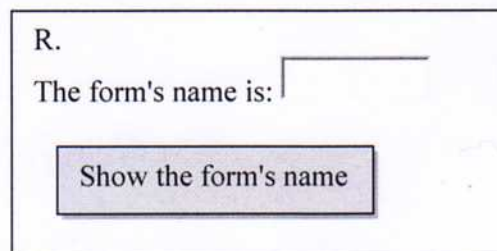
### Create a button

```
<html>
<head>
<script type="text/javascript">
function show_alert()
{
alert("Hello World!")
document.all("myButton").focus()
}
</script>
</head>
<body>
<form>
<input type="button" value="Click me!" name="myButton"
onClick="show_alert()" />
</form>
</body>
</html>
```



### Click on a button and display the name of the form

```
<html>
<body>
<form name="myForm">
The form's name is: <input type="text" name="text1" size="20">
<br /><br />
<input type="button" value="Show the form's name"
onClick="this.form.text1.value=this.form.name">
</form>
</body>
</html>
```



**Click on a button and display the names of all the elements in a form**

```
<html>
<head>
<script type="text/javascript">
function showFormElements(theForm)
{
str="Form Elements: "
for (i=0; i<theForm.length; i++)
str+=" \n " + theForm.elements[i].name
alert(str)
}
</script>
</head>
<body>
<form>
First name: <input type="text" name="fname" size="20">
<br />
Last name: <input type="text" name="lname" size="20">
<br /><br />
<input type="button" name="button1"
value="Display name of form elements"
onClick="showFormElements(this.form)">
</form>
</body>
</html>
```

R.

First name:

Last name:

